

WASHINGTON YACHT CLUB

WINDSURF POLICIES

Revision: 8/31/2024

Article I - Definitions, Ratings, and Badges

Section A. Fleets

In the context of Club Policies, the term windsurf board is understood to include boards with daggerboards and boards without daggerboards (shortboards and foil boards). The Windsurf Fleet represents the many combinations of boards, booms, masts, mast extenders, sails, and universal joints that may be rigged together and sailed by one person.

Section B. Ratings Requirements and Privileges

1. Definition

A Rating for a fleet or class of vessels allows a Member to use those vessels in the conditions and waters for which they are rated without supervision.

2. General Requirements

- a. All Members must read and be familiar with the contents of Articles I, II, and III of the Policies in order to qualify to receive Ratings, especially the Club's boat checkout procedures.
- b. All Members must display consideration for the safety of lives and for the protection of club equipment.
- c. A combination of Written Exams and on-the-water practical Ratings Tests are required for each Rating as described below.
- d. The requirements described here are minimum requirements. The final decision to award a Rating is at the discretion of the Chief, Instructor, or Ratings Examiner administering the Ratings Test.

4. Windsurf Novice Ratings

a. Requirements

To obtain a Novice Rating, one must:

i. Written Exam

Pass the appropriate Novice Written Exam (Windsurf).

iii. Practical Skills

Rig and derig, demonstrate basic sailing ability by performing three tacks and three jibes, upwind progress, and perform a self-rescue. Determine direction of the wind, determine where leeward shore is, determine best place to launch given wind direction and setting self-recovery boundaries. Identify the following regarding dangers:

- a. Dangers and Self-Rescue
 - i. Understand the dangers of southerly wind at any moment shifting westerly, how to sail in those conditions and self-rescue
 - ii. Acknowledge the sailing restrictions imposed on northerlies and southerlies

b. Privileges

A Novice Rating entitles the Member to sail in winds not over 7 knots at Sail Sand Point, within the approved waters defined by wind direction. Approved waters for Sail Sand Point visualized under Article II, Section A. 1. b. A.

Windsurfers must not step foot on NOAA property (located to the East of Arena sports parking lot), at risk of having your ratings revoked.

c. Expiration

Novice Ratings are valid for 6 months. It is recommended that Members try their best to obtain an Intermediate or higher Rating

within this time, as the purpose of the Novice Rating is to allow the Member to practice whenever they wish, so that they may continue to improve their sailing. The Novice Rating may be renewed by taking the Novice Practical Test again.

d. Types

iii. Windsurf Novice

The test may be performed using any windsurf board and qualifies the holder to sail club hybrid and longboards.

5. Windsurf Intermediate Ratings

a. Requirements

i. Written Examination

Pass the Windsurf Intermediate & Skipper Written Examination.

ii. Practical Skills

To obtain an Intermediate Rating one must demonstrate proficiency in all requirements for a Novice Rating, but in 7 to 15 knots of wind.

b. Privileges

An Intermediate Rating entitles the Member to sail in winds not over 15 knots within sailing boundaries (dependent on wind direction) at Sail Sand Point.

c. Expiration

Intermediate Ratings do not expire.

6. Windsurf Skipper Rating

a. Requirements

To obtain a Skipper Rating one must:

i. Written Examination

Pass the Windsurf Intermediate & Skipper Written Examination, doesn't expire.

ii. Practical Skills

Demonstrate proficiency in all requirements for a Novice and Intermediate Rating in over 15 knots of wind. Demonstrate a self-recovery and a bottom-up capsized of the board with a successful recovery.

iii. Safety and Judgement

Given the extra privileges of a Skipper, a higher standard of responsibility and judgment is expected than of Novices or Intermediate sailors

b. Privileges

i. A Skipper Rating entitles the Member to sail in all safe wind conditions, subject to the restrictions of the By-Laws and Policies.

ii. Sailboard Skippers may sail in Approved Skipper Waters (section 6.c.).

c. Approved Skipper Waters

i. Lake Washington waters and beaches, north of the Evergreen Point Floating bridge, Greenlake, and Lake Ballinger. Skippers may drive equipment over to beaches that are appropriate for the wind direction, anywhere within approved skipper waters. On a skipper's first time going to a new launch, it is recommended they contact a chief on how best to launch there.

The Hook Park in Hood River, OR (inside and outside) is also approved for skippers, as long as they communicate with a knowledgeable windsurf chief on how to windsurf there.

See section e. Travel Rig Rating

d. Expiration

Skipper Ratings do not expire.

e. Travel Rig Rating

In order to travel with equipment from SSP, a skipper must receive a travel rig rating from a Windsurf Chief. This rating covers how to travel with equipment in a vehicle and ensures that the skipper has adequate ability and equipment to safely transport windsurf gear. A skipper with a travel rig rating may also transport the equipment of other skippers or others for supervised sailing/classes.

f. Equipment Checkout and Fee

A checkout fee applies to windsurf and wetsuit equipment that is not returned within a single day. Beginner boards and beginner sail rig equipment cannot be checked out in an overlapping time period with windsurf classes. The Kona's and other longboards, shortboards, and foil board are free from beginner board restrictions.

7. Windsurf Captain Rating

a. Requirements

To obtain a Captain Rating one must:

i. Written Examination

Pass the Windsurf Skipper Written Examination.

ii. Practical Skills

Demonstrate the following:

1. Already hold a skipper rating.
2. Sailing ability in conditions where the consistent wind speed is above 15 knots.
3. Ability to consistently plane in non-flat water conditions (choppy and swell), on a shortboard.
4. Ability to consistently waterstart in non-flat conditions, on both tacks, on a shortboard.
5. Ability to plane and slog upwind, on a shortboard and/or ability to consistently do fast tacks, on both tacks, on a shortboard.
6. Comfortable using Harness.
7. Understand the wind direction and wind speed expectations during windsurf session.
8. Understand characteristics of the beach/launch and the water, consider things such as: rocks, trees, weeds in the water, water depth, objects under the water, commercial vessel channel, current, wind shadows, swell/waves/chop, and how other sailors are sailing.
9. Able to map out sail plan: where to launch, return, backup sites for washing up, consideration for having a way to communicate, and having individuals who know where you are and when to expect you back.
10. Choose adequate sail and board for conditions and know how to rig it. Ability to alternate between sails and know how to rig them.
11. Exhibit responsibility with your own life, others around you, and club equipment.
12. Be adequately dressed for the conditions.
13. Be familiar with how to safely travel with windsurf equipment, same requirements as the Skipper Travel rig rating.

iii. Safety and Judgment

Given the extra privileges of a Captain, a higher standard of responsibility and judgment is expected than of Skipper sailors. A Captain rating includes the ability to travel with the equipment.

The development of skills for the Captain's rating takes time and multiple seasons to achieve.

b. Privileges

- i. A Captain Rating entitles the Member to sail in all safe wind conditions, subject to the restrictions of the By-Laws and Policies.
- ii. Windsurf Captains may sail in all Approved Waters and Launches (Article 2, Section 1.a.).
- iii. Only the windsurf captain is allowed to use equipment.

c. Approved Waters

- i. All Waters approved under Article II, Section 1. a.

d. Expiration

Captain Ratings do not expire.

f. Equipment Checkout and Fee

A checkout fee applies to windsurf and wetsuit equipment that is not returned within a single day. Beginner boards and beginner

sail rig equipment cannot be checked out in an overlapping time period with windsurf classes. The Kona's and other longboards, shortboards, and foil board are free from beginner equipment board restriction.

g. Volunteering

It is recommended that a windsurf captain should volunteer to the club and share their knowledge with windsurfers.

Section C. Badges

1. Definition

Windsurf badges are for promoting and awarding the development of windsurf skills and proficiency across all types of windsurfing and wind conditions. Windsurf Chief Skipper Examiner requires a Windsurfer Badge - Level 1 and Windsurf Chief Captain Examiner requires a Windsurfer Badge - Level 1, Gorge Windsurfer Badge, and Power Gybe Badge.

2. Types of Badges

- i. Windsurfer Badge - Level 1
- ii. Windsurfing is Pretty Awesome - Level 2
- iii. Windsurf Freestylist Badge
- iv. Windsurf Foil Badge
- v. Windsurf Racer Badge
- vi. Gorge Windsurfer Badge
- vii. Power Gybe Badge

3. Badge Requirements

Visit Windsurf badge document.

Article II - Use of Boats, Facilities, and Equipment

Section A. Sailing Requirements and Restrictions

1. Sailing Areas

Boats may be sailed by Members in the waters specified by their Rating for the type of boat being sailed.

a. All Approved Waters and Launches

Sail Sand Point, Union Bay, South Point of Magnuson Park, Snooze 'n Cruise Trips to Blake Island, Green Lake, Golden Gardens, Lake Ballinger, Jetty Island, the Hook Park (inside and area outside between mainland Oregon and Wells Island), Event Site at Hood River, Rowena Beach, Bob's Beach, Cline's Spit, Carkeek Park, and University Beach at Lake Wenatchee.

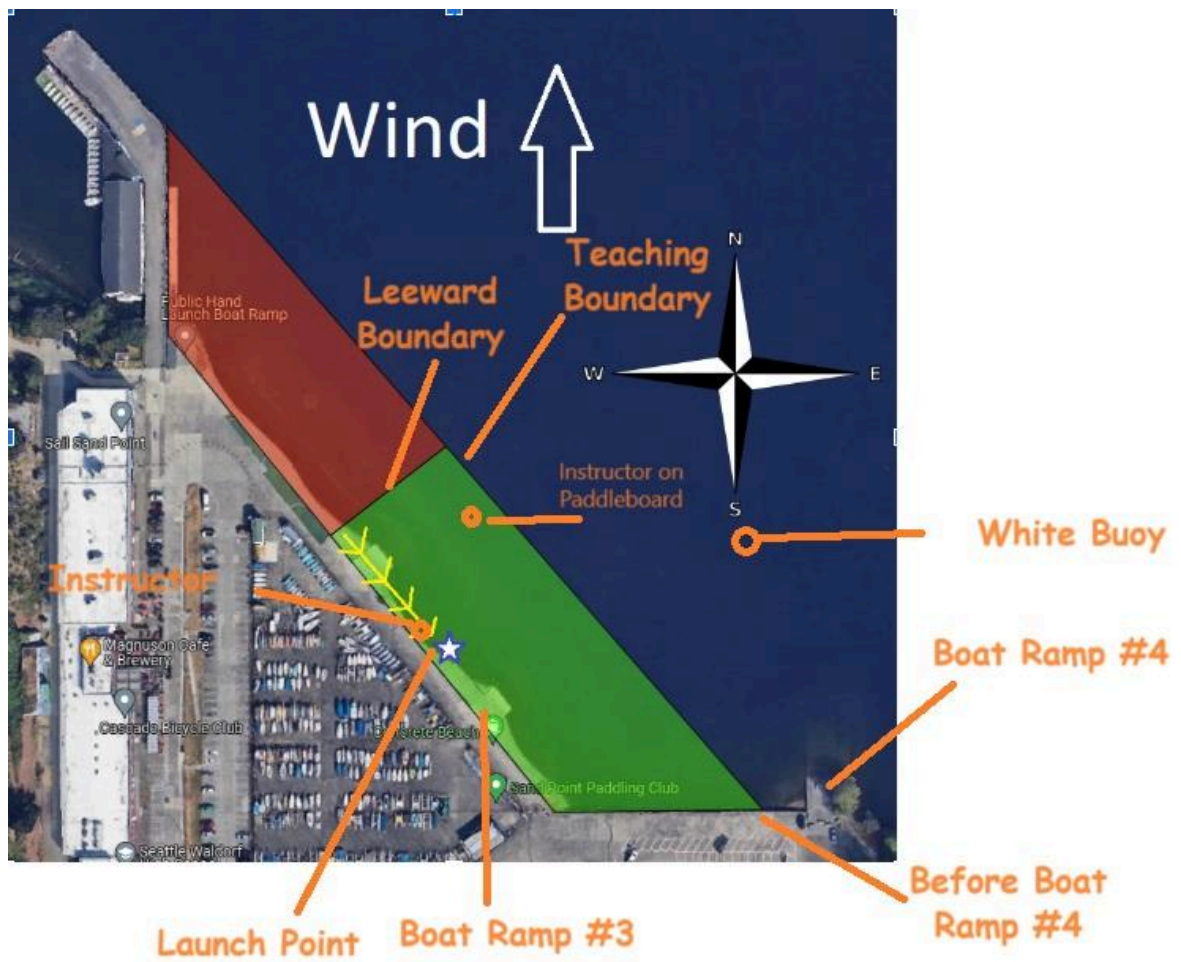
Additional waters can be allowed for skippers or captains by permission of a windsurf chief that is knowledgeable of the launch and waters; or with the approval of the Membership at a General Meeting, club boats may be sailed on other waters during organized club activities and as otherwise specified.

b. Special Launch Restrictions

A. Sail Sand Point

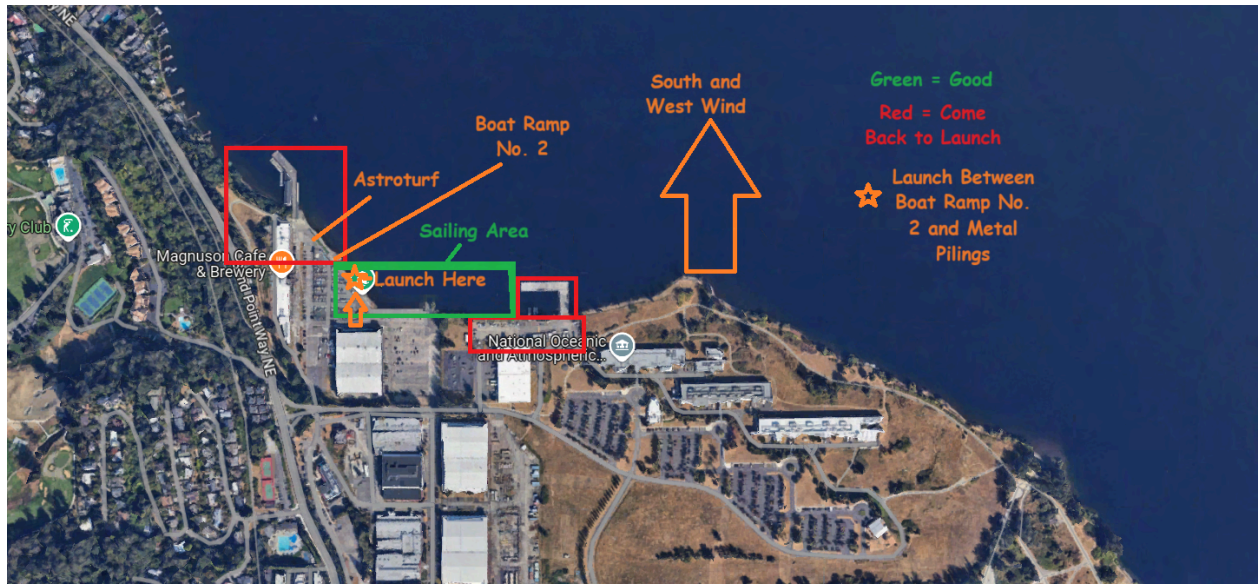
- a. Northerlies/Easterlies: Windsurfers must not step foot on NOAA property (located east of Arena Sports parking lot) at risk of having their rating temporarily suspended.
- b. Southerlies/Westerlies: Southerly wind policies must be followed.
- c. The following are the teaching boundaries, to be used for classes or ratings examinations



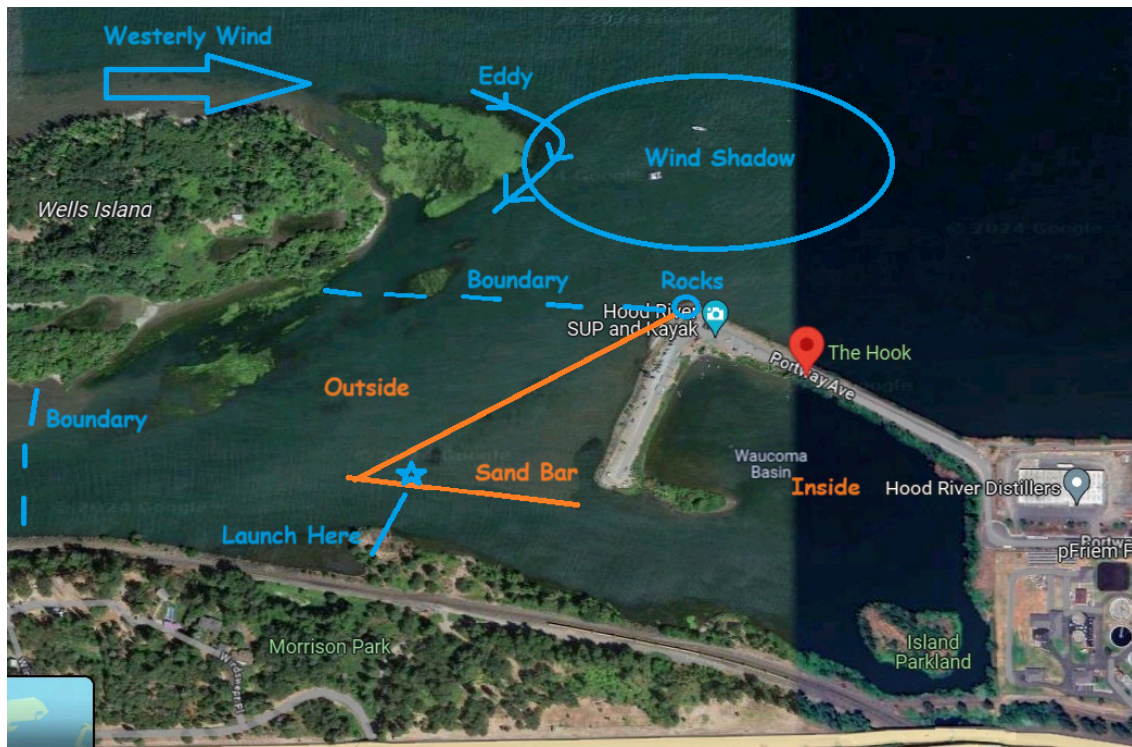


d. The following are novice and intermediate sailing boundaries for open sailing





- B. Union Bay
 - a. All Wind Directions: No Restrictions
- C. South Point of Magnuson Park
 - a. South Wind Direction: Skippers, Supervised Sailing, Events
 - b. Recommended for southerly storm fronts
- D. Swim Beach at Magnuson Park
 - a. Northerlies: Skippers, Supervised Sailing, Events
- E. Green Lake
 - a. No Restrictions
- F. Golden Gardens
 - a. Skippers or Supervised Sailing
- G. Lake Ballinger
 - a. No Restrictions
- H. the Hook Park, Hood River Oregon (inside the Hook)
 - a. No Restrictions
- I. the Hook Park, Hood River Oregon (**outside** the Hook, between mainland Oregon and Wells Island)
 - a. Skippers or Supervised Sailing



- J. University Beach at Lake Wenatchee
 - a. Skippers or Supervised Sailing

c. Races and Regattas

The Executive Council may approve the use of club windsurf equipment in regattas within areas covered by Club's insurance policy.

2. Sailing Hours

Windsurf boards must be sailed only during daylight hours and must be within teaching boundaries by sunset.

3. Docking Hours

All windsurf boards must be back on shore by dark, no exceptions.

4. Sail Sand Point Southerly Policy (not directly applicable for northerly winds)

Southerly winds at SSP are often characterized by intense gusts and shifts in direction between the south and west. Southerly and westerly winds are offshore winds at SSP, which increase the risk of being blown offshore. To mitigate this risk, if steady winds are above 11 knots, or intermittent or frequent whitecaps are seen offshore towards Kirkland, the following policies must be adhered to:

1. Only skippers may windsurf unsupervised.
2. In Southerly winds, the 6th street wind meter in Kirkland should be used to determine true wind speed. Dependent on direction, this wind meter tends to be a few mph less than actual. SSP and WYC wind meters are not accurate gauges what-so-ever of southerly winds.
 - a. Another option is this king county buoy (is in meters per second, convert to knots):
<https://green2.kingcounty.gov/lake-buoy/Meteorology.aspx?Buoy=Washington>
 - b. In the case that the wind meters are down, look for whitecaps offshore towards
3. Members attempting their skipper test must hold an intermediate rating already.
4. Members must stay within self-rescue distance of the SSP launch, keeping in mind that it may be impossible to self-rescue directly against the wind.

5. Members must carry a cell phone with them to call for help in the event they can't return to the SSP launch.
6. Unsupervised members must communicate their sailing plan and backup sites for washing up in the #windsurfing channel on Discord. Backup sites include: 1) the west side of the SSP pier, 2) Matthews Beach Park, 3) OO Denny Park
7. Adequate sail size for skipper test must be found using this calculator:
<https://www.omnicalculator.com/sports/windsurfing>
 - a. No sail over 4m can be used for skipper test.
 - b. It is much more appropriate to use a non-beginner sail in highwinds
8. If a sailor washes up far from the launch, they should tear down and secure their gear, and call the WYC or its members, or find another way to bring themselves and the equipment back to the launch.

5. Supervised Sailing Southerly Policies

- a. Only a member with a skipper rating may supervise
- b. The supervising member will conduct a chalk-talk with everyone to communicate the sailing boundaries, launching point, washup options, and self-rescuing in a direction at least 45 away from the wind to allow for progress back to shore. If possible, the supervisor may physically demonstrate the teaching boundaries by providing a demo of sailing within them.
- c. Only one member will be allowed to sail at a time for testing.
- d. (Only on Southerlies) Windsurfer will be initially tied to a tether, manned by the supervisor on land until they have proven to be able to make consistent upwind progress. A series of tacks and maintaining in the sailing boundaries while making upwind progress would be sufficient. Ensure that the tether doesn't become a hazard for other people or vessels in the water.

6. Windsurf Clothing

From September 15th to June 15th, Members using the windsurf are required to wear adequately thick wetsuits.

7. Hazardous Weather

Hazardous weather conditions shall be deemed to exist if any of the following criteria are met:

- steady winds of 25 knots or higher (e.g., large branches of grown trees in motion)
- puffy, shifty winds of 20 knots or higher (e.g., rapidly changing wind direction and intensity as seen in trees and in the rapidly shifting pattern of dark streaks across the water)
- display of the Hazardous Weather sign as posted by a Chief or an Officer at their discretion. (note that this may include occasions when wind velocities or other conditions are not yet hazardous but are so predicted. In hazardous weather conditions, whether the sign has been posted or not, the following procedures must be adhered to:)

a. Bridge Hazard

No boat shall be sailed near the Evergreen Point Bridge on the windward side of it.

b. Personal Floating Device Use

Adequate flotation must be worn by all persons in Club boats.

c. Water Limitations

No windsurfer shall launch from Sail Sand Point in hazardous **Southerly** conditions. The south point of Magnuson Park is the preferred launch for strong Southerly winds, given that all hazardous weather procedures are followed. In hazardous Northerly conditions, Sail Sand Point is okay to launch from given all hazardous weather procedures are followed.

d. Ratings Restrictions

No Novice or Intermediate sailing.

8. Supervised Sailing Rescue Policy

1. Attempt Self-Rescue:
 - a. If a sailor is having difficulty getting back to shore, direct them (from shore) to drop their sail and self-rescue, paddling the equipment no closer than 45 degrees from the wind (in heavy wind). Maintain calm and clear with language.
 - b. Dictate (from shore) to sailer to rescue themselves to one of the nearest backup sites, point out what that

might be to them. For example, the northern fishing docks by the northern boat ramp at SSP.

2. Use the Rope or SUP
 - a. Have any sailor currently being supervised return to the beach, pulling them in with the rope if necessary.
 - b. If sailor isn't able to make self-rescue progress back, and you would be able to sail their equipment back for them, and sailor seems capable of SUPing effectively, pursue the sailor on the rescue sup, provide them with the rescue SUP and have them paddle back no closer than 45 degrees from the wind (in heavy wind), while the rescuer sails their equipment back to the nearest backup site.
 - c. If sailor isn't able to make self-rescue progress back, and you would not be able to sail their equipment back for them due to equipment damage or fear you don't have the skill to sail equipment back, and the SSP open boating office is CLOSED so you cannot ask them for rescue:
 - i. If you believe you can tow the sailor back with the rescue SUP, follow them on the SUP, throw them the line and wrap it around the mast base a couple times and hold onto the end of the line.
 - ii. If progress isn't possible with towing, attempt ejecting the sail off of the board and continue self-rescue attempt (or towing).
3. Call for Help (Last Resort)
 - a. Request a rescue from SSP, and apologize for the inconvenience.
 - b. If all rescue measures fail or conditions are too dangerous to attempt a rescue on the SUP, call 911 and request a rescue. Have another sailor keep an eye on the rescue attempt from shore, to help 911 rescuers identify the location of sailors.
4. Additional Notes
 - a. Secure the equipment on the beach, out of the water, with board upside down (fin pointing up) on the sail, and call the yacht club at the WAC.

Section B. Requirements for the Use of Boats, Facilities, and Equipment

1. Member and Guest Requirements

- a. All Members and Guests accessing Club boats and facilities at the waterfront must be either fully-enrolled UW Seattle students or alumni members of the WYC. IMA membership is not required for use of only windsurfing equipment.
- b.
- c. During Waterfront Activities Center (WAC) operating hours, Members and Guests must check in at the WAC office by presenting their Husky Card or IMA membership card.
- d. To access Club boats and facilities at the waterfront outside of WAC operating hours, Guests must email guests@washingtoneyachtclub.org each quarter with proof of full-time student status or IMA membership, and the Member bringing out the Guest must also be a recipient of this email. This will be used to verify that the waterfront is not being used for club activity by individuals without IMA membership.
- e. All Guests, both at the waterfront and at other locations, must sign the online WYC Participant's Agreement (available at <https://waiver.washingtoneyachtclub.org/>) before sailing, and the Member bringing them out must verify that they have properly completed the waiver.
- f. All Guests must abide by the Club rules and may not be under 18 years of age.
- g. Failure to follow the above requirements may result in the Member losing their privilege to bring Guests, and both the Member and Guest being prohibited from using any and all WYC facilities and equipment for a period of time to be determined by the Executive Council. An appeal may be made according to Article IV - Section B.6 in the Policies.
- h. Club members must not knowingly allow prohibited Guests from accessing Club boats or facilities.

2. Facilities Access

Only Members with Ratings or Position Holders may use or access the windsurf equipment and only for usage in Club activity. When equipment is not in use, these spaces must be locked at all times unless a Member in the immediate area knows that the gate is unlocked and there is a defined plan for who will be locking the gate and when. Any Member failing to abide by the above

requirements may have their privilege to access these facilities revoked.

3. Monetary Gain

WYC and WAC facilities and equipment shall not be used for any type of personal monetary gain.

4. Responsibilities for Boat Usage

It is the responsibility of the Member checking out a boat to ensure that the boat is correctly rigged and derigged, the boat is properly secured in its designated place, the sails are correctly put away, and all other equipment on board is stored back in its proper place.

5. Boat Checkout Requirements

Boats may only be sailed if the following requirements are met:

a. Checkout Sheet Requirement

The online Checkout Form (<http://checkout.washingtonyachtclub.org/>) must be completed, and every Guest must sign the online Participant's Agreement (available at <https://waiver.washingtonyachtclub.org/>).

b. Ratings Requirement

The appropriate Novice, Intermediate, or Skipper Rating is required, except with the express permission of a Chief, Ratings Examiner, or Instructor.

c. Equipment Requirement

All proper equipment for the particular boat must be on board.

6. Checkout Permissions by Chiefs and Ratings Examiners

A Chief or Ratings Examiner may, at their discretion, give permission for a non-rated Member (or a Novice or Intermediate-rated Member when high wind conditions exist) to practice sailing for the purpose of becoming a windsurf Novice, windsurf Intermediate, or Skipper. On Northerlies, an active WYC windsurf instructor may check out non-rated and novice members in up to Intermediate conditions. On Southerlies at Sail Sand Point, an active WYC windsurf instructor can checkout non-rated members in Novice conditions and novice members in intermediate conditions.

a. Permission

Permission must be granted each time the Member wants to sail.

b. Checkout Form

The Member checking out the boat must indicate on the online Checkout Form which Chief, Ratings Examiner, or Instructor is giving permission.

c. Time Restriction

A Chief, Ratings Examiner, or Instructor may apply any reasonable time restriction to the sailing of each vessel.

d. Water Limitations

Non-rated, Novice, and Intermediate-rated Members receiving checkout permission may sail only in the wind-dependent teaching boundaries, within self-rescue distance from the launch.. All approved waters have teaching boundaries as set by the supervisors, which must be adhered to by all individuals and are designed for a safe learning environment.

e. Windsurf Checkouts

Windsurfers require the permission of a windsurf chief, windsurf ratings examiner, or windsurf Instructor.

f. Confirmation of Basic Sailing Ability

A Chief or Ratings Examiner giving permission to practice must watch the Member's sailing performance until the Member demonstrates the basic ability to sail the boat safely. For Sailboards, the Chief or Ratings Examiner may alternatively tether the board until the Member demonstrates the basic ability to sail the board safely.

7. Classes

Novice and Intermediate classes are taught only by Instructors. These classes are intended to assist the inexperienced sailor in learning the basic techniques of rigging, derigging, sailing, self-rescue, and docking of Club boats, with primary emphasis on instilling respect for club equipment and instilling in Members safe sailing behaviors.

a. Times

Classes are taught at scheduled times as determined by the Instructor(s) and the Vice Commodore.

b. Instructor Checkout Permissions

Class Members without appropriate Ratings shall, in addition to fulfilling the checkout requirements of Members having Ratings, obtain permission from the Instructor at each class session.

c. Boat Reservations

Instructors may reserve those boats needed for scheduled classes, subject to the restrictions of the Vice Commodore and/or Executive Council.

8. Defective Equipment

No boat shall be sailed in known defective condition in regards to hull, rigging, spars, or sails without the express permission of the Fleet Captain of that fleet.

9. Smoking

There will be no smoking in the vicinity of the WAC except in designated smoking areas. Smoking is not permitted in the cabin of any Club boat.

10. Flammable Liquids

Flammable liquids must be stored in the Gas Locker.

Section C. Boat Equipment Requirements

In order to be sailed, each boat shall be equipped with one Coast Guard-approved life jacket for each person on board or expected to be on board at any point in the outing. One Coast Guard-approved buoyant throwable must be on board any boat over 16 feet in length, and any additional Coast Guard equipment requirements must be met.

Section D. Personal Safety

1. Swimming Ability

It is expected that all Members of the Club will have sufficient swimming ability to take care of themselves in an emergency. Members must vouch for their own abilities and sail at their own risk if this ability is insufficient.

2. Guests

Members who check out a boat are responsible for the safety of their Guests and have full authority over their vessel. All Guests must fill out the online Participant's Agreement (available at <https://waiver.washingtonyachtclub.org/>) prior to boarding. Guests must wear proper flotation at all times while sailing aboard Dinghies. Guests who can not swim must wear flotation at all times while on board all Club boats.

3. Club Regulations

The Member who checked out the boat is required to obey and enforce the safety regulations of the Club, especially those rules related to having and wearing life preservers. Non-swimmers must wear Coast Guard-approved life preservers at all times while on board Club boats.

4. Use of Personal Flotation Devices

Members without Ratings, members who cannot swim, and all Guests must wear proper flotation at all times while sailing aboard

5. Sailboards

All sailors of Sailboards must wear proper flotation at all times.

Section E. Damage to Club Boats

1. Responsibilities

All Members are responsible, and equally so, for any damage or loss of equipment while the boat is checked out to them. The Executive Council may charge a reasonable amount for such loss to account for replacement and repair of equipment or vessels. Such a charge shall not exceed the value of the damage or loss and shall be proportional to the extent to which the Member was at fault for the damage.

2. Damage Repair Form

Anyone damaging or finding a damaged boat shall fill out a Repair Form for that boat. If the damage is such that the boat is not in sailable condition, the Fleet Captain of that fleet or the Head Fleet Captain must be notified.

3. Boat Repair

In case of damage to Club Boats, the Member shall make arrangements with the Fleet Captain of that fleet to learn to perform the necessary repairs, or repair such damage themselves.

Section F. Use of Rescue Stand-up Paddleboards (SUPs)

1. Personnel

The Rescue SUPs shall only be used for defined Club purposes such as classes, Ratings Exams, boat moves, and SUP training and practice. The only exception to this rule is that in the case of an emergency endangering life or property, any Member may use the SUPs to attempt a rescue if no instructor or Chief is available in the immediate vicinity and the Member feels confident in their ability to safely operate the boat. Usage of the SUPs for any other purpose requires the express permission of a Chief or the Executive Council.

2. Required Equipment

The following equipment shall be on board the SUPs when in use:

a. Rescue Rope

b. Personal Flotation Devices

c. Paddle

One or more paddles.

Section G. Uncovered Topics

1. With Respect to Uncovered Topics

WYC Policy document has authority over topics not presented in this WYC Windsurf Policy document.